

# Metropolis

A modern beamer theme

---

Matthias Vogelgesang

May 3, 2019

Center for modern beamer themes

Introduction

Title formats

Elements

Conclusion

# Introduction

---

The **METROPOLIS** theme is a Beamer theme with minimal visual noise inspired by the hsrn Beamer Theme by Benjamin Weiss.

Enable the theme (in  $\text{\LaTeX}$ ) by loading

```
\documentclass{beamer}  
\usetheme{metropolis}
```

Note, that you have to have Mozilla's *Fira Sans* font and XeTeX installed to enjoy this wonderful typography.

In R you can of course use this package directly, see its documentation.

Sections group slides of the same topic

**##** Elements

for which **METROPOLIS** provides a nice progress indicator ...

## Title formats

---

**METROPOLIS** supports 4 different title formats:

- Regular
- SMALL CAPS
- ALL SMALL CAPS
- ALL CAPS

They can either be set at once for every title type or individually.

## Elements

---



The theme provides sensible defaults to  
`\emph{emphasize}` text, `\alert{accent}` parts  
or show `\textbf{bold}` results.

becomes

The theme provides sensible defaults to *emphasize* text, **accent** parts or  
show **bold** results.

- Regular
- *Italic* (also *Italic*)
- SMALL CAPS
- **Bold** (also **Bold**)
- ***Bold Italic*** (also *Italic*)
- **BOLD SMALL CAPS**
- Monospace
- Monospace *Italic*
- Monospace **Bold**
- **Monospace Bold Italic**

## Items

- Milk
- Eggs
- Potatoes

## Enumerations

1. First,
2. Second and
3. Last.

## Descriptions

**PowerPoint** Meeh.

**Beamer** Yeeeha.

- This is important

This uses  $\LaTeX$  for animation. The next slides uses RMarkdown

- This is important
- Now this

This uses  $\LaTeX$  for animation. The next slides uses RMarkdown

- This is important
- Now this
- And now this

This uses  $\LaTeX$  for animation. The next slides uses RMarkdown

- This is really important
- Now this
- And now this

This uses  $\LaTeX$  for animation. The next slides uses RMarkdown

- This is important



- This is important
- Now this

- This is important
- Now this
- And now this

- This is really important
- Now this
- And now this

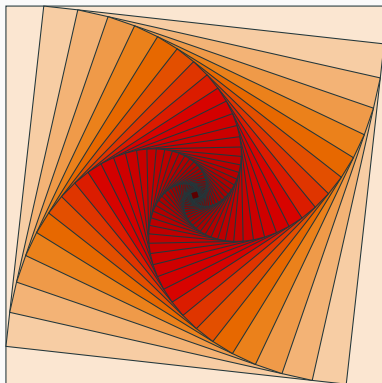


Figure 1: Rotated square from [texample.net](http://texample.net).

This used a  $\text{\LaTeX}$  feature. All RMarkdown features are also at our disposal.

**Table 1:** Largest cities in the world (source: Wikipedia)

City	Population
Mexico City	20,116,842
Shanghai	19,210,000
Peking	15,796,450
Istanbul	14,160,467

This used a  $\text{\LaTeX}$  feature. All RMarkdown features are also at our disposal.

Three different block environments are pre-defined and may be styled with an optional background color.

## Default

Block content.

## Alert

Block content.

## Example

Block content.

## Default

Block content.

## Alert

Block content.

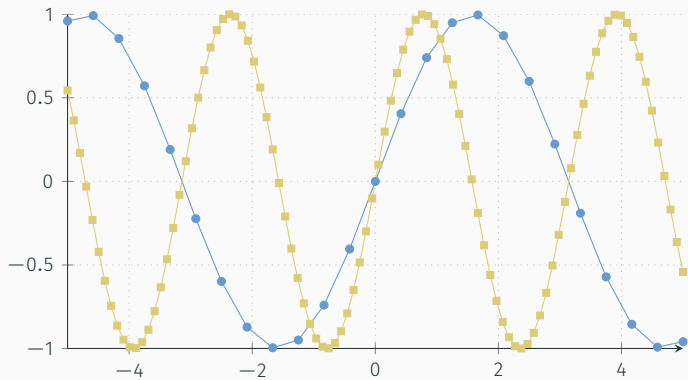
## Example

Block content.

The right side uses the `\metroset{block=fill}` option. Blocks can also be used in Markdown using `###` (if `slide-level=2`).

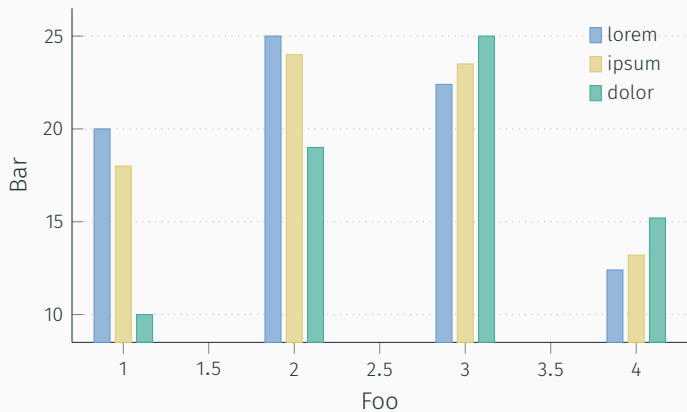
$$e = \lim_{n \rightarrow \infty} \left(1 + \frac{1}{n}\right)^n$$

# LINE PLOTS





## BAR CHARTS



*Veni, Vidi, Vici*

Some references (Knuth, 1992; Graham et al., 1989; Simpson, 2003; Erdős, 1995; Greenwade, 1993)

`allowframebreaks` is not used or needed, also changed `\cite` to `\citep`, and defaulted `natbib` to option `[round]`.

Notes can be added either using latex syntax:

```
\note{
  \begin{itemize}
    \item \emph{This} is a note.
  \end{itemize}
}
```

or with pandoc (markdown) syntax:

```
<div class = "notes">
  - This is another note.
</div>
```

The display of the notes is controlled using the YAML argument `beameroption`. Here we have used `beameroption: "show notes"`.

## └ Elements

## └ Notes

Notes can be added either using latex syntax:

```
\note[  
  \begin{itemize}  
    \item \emph{This} is a note.  
  \end{itemize}  
]
```

or with pandoc (markdown) syntax:

```
<div class = "notes">  
- This is another note.  
</div>
```

The display of the notes is controlled using the YAMS argument `beameroption`. Here we have used `beameroption: "show notes"`.

- *This* is a note.
- This is *another* note.

## Conclusion

---

Get the source of this theme and the demo presentation from

`https://github.com/matze/mtheme`

The theme *itself* is licensed under a Creative Commons Attribution-ShareAlike 4.0 International License



Source and documentation for the RMarkdown variant are at  
`https://github.com/eddelbuettel/binb`.

Questions?



Sometimes, it is useful to add slides at the end of your presentation to refer to during audience questions.

The best way to do this is to include the `appendixnumberbeamer` package in your preamble and call `\appendix` before your backup slides.

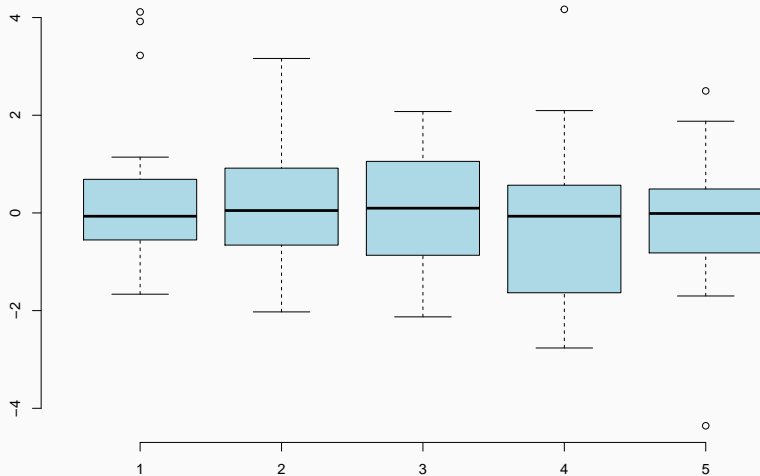
**METROPOLIS** will automatically turn off slide numbering and progress bars for slides in the appendix.

Calling `\appendix` currently leads to an error in when using `binb`.

The following code generates the plot on the next slide (taken from `help(bxp)` and modified slightly):

```
library(stats)
set.seed(753)
bx.p <- boxplot(split(rt(100, 4),
                      gl(5, 20)), plot=FALSE)
bxp(bx.p, notch = FALSE, boxfill = "lightblue",
     frame = FALSE, outl = TRUE,
     main = "Example from help(bxp)")
```

Example from help(bxp)



A simple `knitr::kable` example:

```
knitr::kable(mtcars[1:5, 1:8],  
             caption="(Parts of) the mtcars dataset")
```

Table 2: (Parts of) the mtcars dataset

	mpg	cyl	disp	hp	drat	wt	qsec	vs
Mazda RX4	21.0	6	160	110	3.90	2.620	16.46	0
Mazda RX4 Wag	21.0	6	160	110	3.90	2.875	17.02	0
Datsun 710	22.8	4	108	93	3.85	2.320	18.61	1
Hornet 4 Drive	21.4	6	258	110	3.08	3.215	19.44	1
Hornet Sportabout	18.7	8	360	175	3.15	3.440	17.02	0

- P. Erdős. A selection of problems and results in combinatorics. In *Recent trends in combinatorics (Matrahaza, 1995)*, pages 1–6. Cambridge Univ. Press, Cambridge, 1995.
- R. Graham, D. Knuth, and O. Patashnik. *Concrete mathematics*. Addison-Wesley, Reading, MA, 1989.
- G. D. Greenwade. The Comprehensive Tex Archive Network (CTAN). *TUGBoat*, 14(3):342–351, 1993.
- D. Knuth. Two notes on notation. *Amer. Math. Monthly*, 99:403–422, 1992.
- H. Simpson. Proof of the Riemann Hypothesis. preprint (2003), available at <http://www.math.drofnats.edu/riemann.ps>, 2003.